

POWERED BY DE SCHANS

**RELLY****1.0<sup>E</sup>**

# THE NEW **#1** MINI LOADER

**DISCOVER MORE ON RELLY.NL**


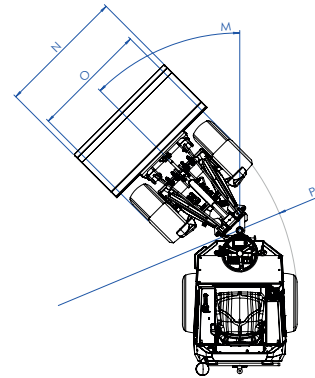
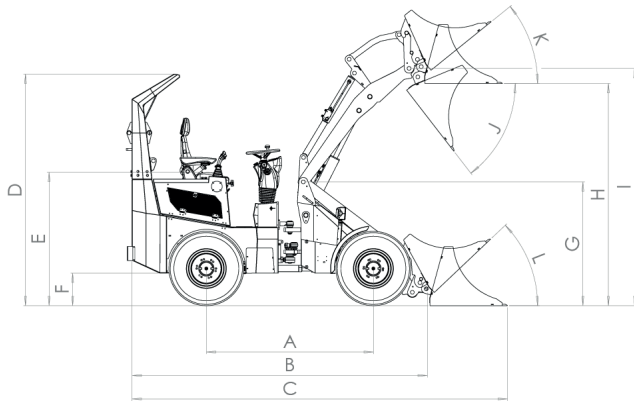
✓ SMART-MODUS ✓ USER-FRIENDLY ✓ PORTION CONTROL ✓ ATTACHMENTS INTERCHANGEABLE



RELLY IS OFFERED BY DE SCHANS BV  
The RELLY is an improved version of the well-known mini-loader and has all the familiar functions.  
You benefit from the usual quality and service in a new look

# RELLY #1 1.0<sup>E</sup>

## TECHNICAL SPECIFICATION



<b>A</b>	Wheelbase	1445 mm
<b>B</b>	Chassis length	2400 mm
<b>C</b>	Total length with shovel bucket	2940 mm
<b>D</b>	Rollbar height	2170 mm
<b>E</b>	Seat Height	1125 mm
<b>F</b>	Ground Clearance	245 mm
<b>G</b>	Frame height	1165 mm
<b>H</b>	Transfer Height	1775 mm
<b>I</b>	Shovel bucket rotation point, max	2030 mm
<b>J</b>	Upper tilt angle	47°
<b>K</b>	Upper tipping angle	60°
<b>L</b>	Tipping-in angle from ground surface	32°
<b>M</b>	Maximum turning angle	45°
<b>N</b>	Overall width	930/1180 mm
<b>O</b>	Shovel bucket width	1250/1360 mm
<b>P</b>	Turning radius outside edge	2380 mm
	Battery voltage	96V
	Battery type	Lithium-ion LFP
	Battery capacity	315Ah / 345 Ah
	Battery energy content	36 kWh
	Permanent magnet motor	16 kW
	Charger - Charging time	230V / 8/10 uur
	Service weight	1350 kg
	Output of work hydraulics	33 l/min
	Pressure of work hydraulics	190 bar